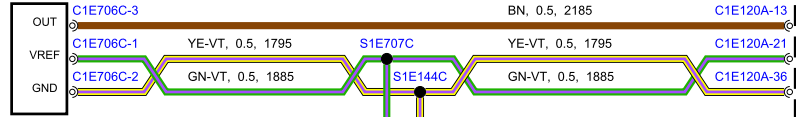


0000-7000A-A-0000-Service (1.455-100V-PP)

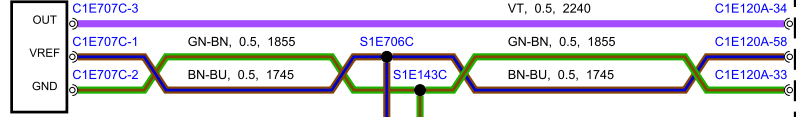
**Sensor-Camshaft position-Bank 1-Intake**



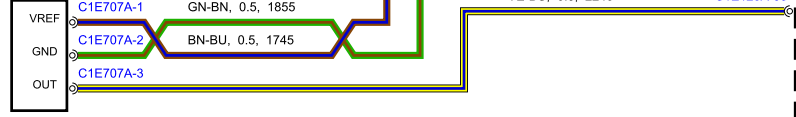
**Sensor-Camshaft position-Bank 1-Outlet**



**Sensor-Camshaft position-Bank 2-Intake**



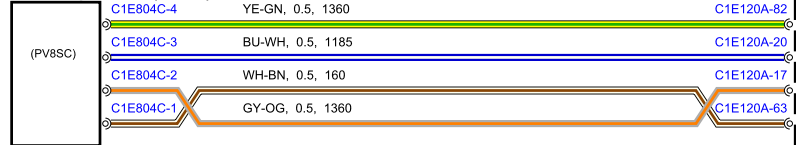
**Sensor-Camshaft position-Bank 2-Outlet**



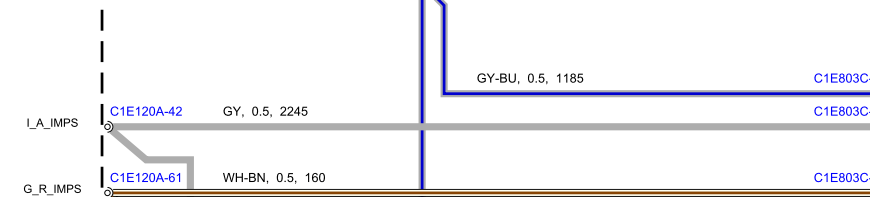
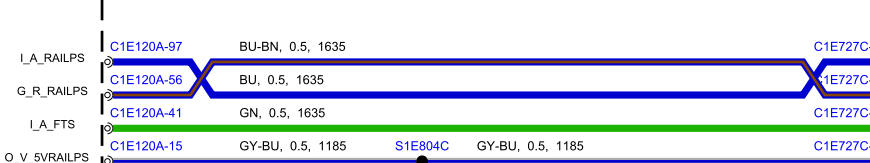
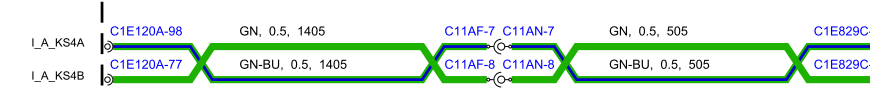
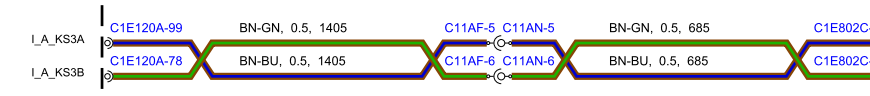
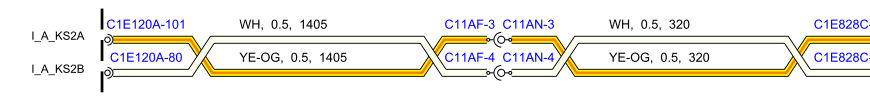
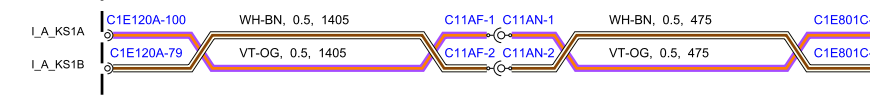
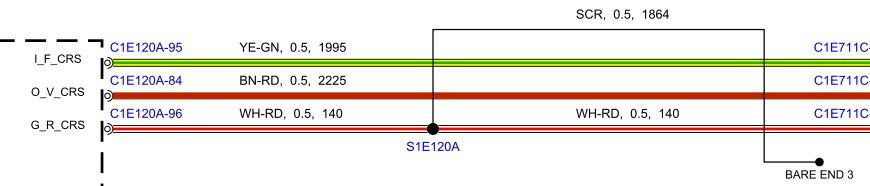
**Actuator-Bypass valve**



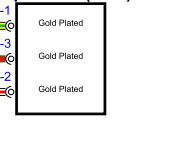
**Sensor-Manifold Absolute Pressure and Temperature (MAPT)**



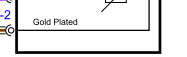
**Engine control module (ECM)**



**Sensor-Crankshaft position (CKP)**



**Sensor-Knock-Bank 1-Front**



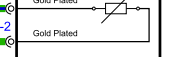
**Sensor-Knock-Bank 2-Front**



**Sensor-Knock-Bank 1-Rear**



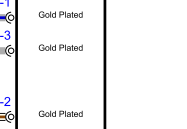
**Sensor-Knock-Bank 2-Rear**



**Sensor-Fuel rail pressure**



**Sensor-Manifold Absolute Pressure (MAP)**



**Sensor-Manifold Absolute Pressure (MAP)**

